



Location: CMA1b - Harbour Grand Hotel Boundary Wall

Report on 24-hour TSP monitoring

Action Level ($\mu\text{g}/\text{m}^3$) - 176.7

Limit Level ($\mu\text{g}/\text{m}^3$) - 260

Date	Sampling Time	Weather Condition	Filter paper no.	Filter Weight, g		Elapse Time, hr		Sampling Time, hr	Flow Rate, m^3/min			Total Volume, m^3	TSP Level, $\mu\text{g}/\text{m}^3$
				Initial	Final	Initial	Final		Initial, Q_{si}	Final, Q_{sf}	Average		
30-Nov-19	8:00	Fine	CMA1b_24hr_002056	2.6827	2.7686	14669.31	14693.31	24.00	1.20	1.21	1.20	1731	49.6
6-Dec-19	8:00	Fine	CMA1b_24hr_002144	2.6822	2.8079	14696.31	14720.31	24.00	1.20	1.21	1.21	1738	72.3
12-Dec-19	8:00	Fine	CMA1b_24hr_002129	2.6592	2.6710	14723.31	14747.31	24.00	1.25	1.25	1.25	1807	6.5
18-Dec-19	8:00	Cloudy	CMA1b_24hr_002129	2.7782	2.8607	14750.31	14774.31	24.00	1.25	1.25	1.25	1801	45.8
23-Dec-19	8:00	Cloudy	CMA1b_24hr_002445	2.8089	2.8865	14777.31	14801.31	24.00	1.33	1.33	1.33	1919	40.4

Report on 1-hour TSP monitoring

Action Level ($\mu\text{g}/\text{m}^3$) - 320.1

Limit Level ($\mu\text{g}/\text{m}^3$) - 500

Date	Sampling Time	Weather Condition	Filter paper no.	Filter Weight, g		Elapse Time, hr		Sampling Time, hr	Flow Rate, m^3/min			Total Volume, m^3	TSP Level, $\mu\text{g}/\text{m}^3$
				Initial	Final	Initial	Final		Initial, Q_{si}	Final, Q_{sf}	Average		
2-Dec-19	8:35	Fine	CMA1b_1hr_1_002196	2.6820	2.6897	14693.31	14694.31	1.00	1.21	1.21	1.21	72	106.4
2-Dec-19	9:37	Fine	CMA1b_1hr_2_002191	2.6917	2.6974	14694.31	14695.31	1.00	1.21	1.21	1.21	72	78.8
2-Dec-19	10:39	Fine	CMA1b_1hr_3_002184	2.6728	2.6784	14695.31	14696.31	1.00	1.21	1.21	1.21	72	77.4
7-Dec-19	8:07	Fine	CMA1b_1hr_1_002108	2.6775	2.6824	14720.31	14721.31	1.00	1.21	1.21	1.21	73	67.5
7-Dec-19	9:09	Fine	CMA1b_1hr_2_002106	2.6875	2.6910	14721.31	14722.31	1.00	1.21	1.21	1.21	73	48.2
7-Dec-19	10:11	Fine	CMA1b_1hr_3_002104	2.6420	2.6467	14722.31	14723.31	1.00	1.21	1.21	1.21	73	64.7
13-Dec-19	8:04	Fine	CMA1b_1hr_1_002127	2.6751	2.6785	14747.31	14748.31	1.00	1.25	1.25	1.25	75	45.2
13-Dec-19	9:06	Fine	CMA1b_1hr_2_002125	2.6913	2.6938	14748.31	14749.31	1.00	1.25	1.25	1.25	75	33.2
13-Dec-19	10:08	Fine	CMA1b_1hr_3_002123	2.6755	2.6788	14749.31	14750.31	1.00	1.25	1.25	1.25	75	43.8
19-Dec-19	8:10	Cloudy	CMA1b_1hr_1_002127	2.7717	2.7737	14774.31	14775.31	1.00	1.25	1.25	1.25	75	26.6
19-Dec-19	9:15	Cloudy	CMA1b_1hr_2_002125	2.7538	2.7555	14775.31	14776.31	1.00	1.25	1.25	1.25	75	22.6
19-Dec-19	10:20	Cloudy	CMA1b_1hr_3_002123	2.7493	2.7505	14776.31	14777.31	1.00	1.25	1.25	1.25	75	16.0
24-Dec-19	8:10	Cloudy	CMA1b_1hr_1_002443	2.7850	2.7919	14801.31	14802.31	1.00	1.33	1.33	1.33	80	86.3
24-Dec-19	9:12	Cloudy	CMA1b_1hr_2_002442	2.7920	2.7975	14802.31	14803.31	1.00	1.33	1.33	1.33	80	68.8
24-Dec-19	10:14	Cloudy	CMA1b_1hr_3_002441	2.7575	2.7620	14803.31	14804.31	1.00	1.33	1.33	1.33	80	56.3



Location: CMA2a - Causeway Bay Community Centre

Report on 24-hour TSP monitoring
 Action Level ($\mu\text{g}/\text{m}^3$) - 169.5
 Limit Level ($\mu\text{g}/\text{m}^3$) - 260

Date	Sampling Time	Weather Condition	Filter paper no.	Filter Weight, g		Elapse Time, hr		Sampling Time, hr	Flow Rate, m^3/min			Total Volume, m^3	TSP Level, $\mu\text{g}/\text{m}^3$
				Initial	Final	Initial	Final		Initial, Q_{si}	Final, Q_{sf}	Average		
30-Nov-19	8:00	Fine	CMA2a_24hr_002055	2.6985	2.8682	1140.14	1164.14	24.00	1.27	1.28	1.28	1837	92.4
6-Dec-19	8:00	Fine	CMA2a_24hr_002145	2.6150	2.9173	1167.14	1191.14	24.00	1.34	1.35	1.34	1936	156.2
12-Dec-19	8:00	Fine	CMA2a_24hr_002122	2.6850	2.9667	1194.14	1218.14	24.00	1.35	1.35	1.35	1949	144.5
18-Dec-19	8:00	Cloudy	CMA2a_24hr_002403	2.8290	2.9228	1221.14	1245.14	24.00	1.26	1.27	1.26	1820	51.5
23-Dec-19	8:00	Cloudy	CMA2a_24hr_002444	2.8108	2.9120	1248.14	1272.14	24.00	1.26	1.26	1.26	1821	55.6

Report on 1-hour TSP monitoring
 Action Level ($\mu\text{g}/\text{m}^3$) - 323.4
 Limit Level ($\mu\text{g}/\text{m}^3$) - 500

Date	Sampling Time	Weather Condition	Filter paper no.	Filter Weight, g		Elapse Time, hr		Sampling Time, hr	Flow Rate, m^3/min			Total Volume, m^3	TSP Level, $\mu\text{g}/\text{m}^3$
				Initial	Final	Initial	Final		Initial, Q_{si}	Final, Q_{sf}	Average		
2-Dec-19	8:55	Fine	CMA2a_1hr_1_002195	2.6628	2.6809	1164.14	1165.14	1.00	1.28	1.28	1.28	77	236.1
2-Dec-19	9:57	Fine	CMA2a_1hr_2_002190	2.6826	2.6958	1165.14	1166.14	1.00	1.28	1.28	1.28	77	172.2
2-Dec-19	10:59	Fine	CMA2a_1hr_3_002185	2.6696	2.6843	1166.14	1167.14	1.00	1.28	1.28	1.28	77	191.8
7-Dec-19	8:05	Fine	CMA2a_1hr_1_001073	2.7763	2.7869	1191.14	1192.14	1.00	1.35	1.35	1.35	81	131.2
7-Dec-19	9:10	Fine	CMA2a_1hr_2_002105	2.6964	2.7064	1192.14	1193.14	1.00	1.35	1.35	1.35	81	123.8
7-Dec-19	10:15	Fine	CMA2a_1hr_3_002103	2.6522	2.6630	1193.14	1194.14	1.00	1.35	1.35	1.35	81	133.7
13-Dec-19	8:09	Fine	CMA2a_1hr_1_002126	2.6940	2.7059	1218.14	1219.14	1.00	1.35	1.35	1.35	81	146.5
13-Dec-19	9:11	Fine	CMA2a_1hr_2_002124	2.6914	2.7046	1219.14	1220.14	1.00	1.35	1.35	1.35	81	162.5
13-Dec-19	10:13	Fine	CMA2a_1hr_3_002128	2.6941	2.7036	1220.14	1221.14	1.00	1.35	1.35	1.35	81	116.9
19-Dec-19	8:05	Cloudy	CMA2a_1hr_1_002460	2.7614	2.7662	1245.14	1246.14	1.00	1.27	1.27	1.27	76	63.2
19-Dec-19	9:10	Cloudy	CMA2a_1hr_2_002462	2.7891	2.7947	1246.14	1247.14	1.00	1.27	1.27	1.27	76	73.7
19-Dec-19	10:15	Cloudy	CMA2a_1hr_3_002464	2.7838	2.7870	1247.14	1248.14	1.00	1.27	1.27	1.27	76	42.1
24-Dec-19	8:07	Cloudy	CMA2a_1hr_1_002440	2.7808	2.7902	1272.14	1273.14	1.00	1.26	1.26	1.26	76	123.9
24-Dec-19	9:09	Cloudy	CMA2a_1hr_2_002439	2.7817	2.7847	1273.14	1274.14	1.00	1.26	1.26	1.26	76	39.5
24-Dec-19	10:11	Cloudy	CMA2a_1hr_3_002438	2.7635	2.7661	1274.14	1275.14	1.00	1.26	1.26	1.26	76	34.3



Location: CMA3a - CWB PRE Site Office Area

Report on 24-hour TSP monitoring
 Action Level ($\mu\text{g}/\text{m}^3$) - 171
 Limit Level ($\mu\text{g}/\text{m}^3$) - 260

Date	Sampling Time	Weather Condition	Filter paper no.	Filter Weight, g		Elapse Time, hr		Sampling Time, hr	Flow Rate, m^3/min			Total Volume, m^3	TSP Level, $\mu\text{g}/\text{m}^3$
				Initial	Final	Initial	Final		Initial, Q_{si}	Final, Q_{sf}	Average		
30-Nov-19	8:00	Fine	CMA3a 24hr_002054	2.7092	2.8018	11524.95	11548.95	24.00	1.13	1.13	1.13	1631	56.8
6-Dec-19	8:00	Fine	CMA3a 24hr_002142	2.6647	2.7993	11551.95	11575.95	24.00	1.13	1.14	1.14	1635	82.3
12-Dec-19	8:00	Fine	CMA3a 24hr_002130	2.6722	2.7762	11578.95	11602.95	24.00	1.21	1.21	1.21	1738	59.8
18-Dec-19	8:00	Cloudy	CMA3a 24hr_002555	2.6655	2.7710	11605.95	11629.95	24.00	1.20	1.20	1.20	1731	61.0
23-Dec-19	8:00	Cloudy	CMA3a 24hr_002448	2.7572	2.8604	11632.95	11656.95	24.00	1.20	1.20	1.20	1732	59.6

Report on 1-hour TSP monitoring
 Action Level ($\mu\text{g}/\text{m}^3$) - 311.3
 Limit Level ($\mu\text{g}/\text{m}^3$) - 500

Date	Sampling Time	Weather Condition	Filter paper no.	Filter Weight, g		Elapse Time, hr		Sampling Time, hr	Flow Rate, m^3/min			Total Volume, m^3	TSP Level, $\mu\text{g}/\text{m}^3$
				Initial	Final	Initial	Final		Initial, Q_{si}	Final, Q_{sf}	Average		
2-Dec-19	8:45	Fine	CMA3a 1hr_1_002197	2.6657	2.6699	11548.95	11549.95	1.00	1.13	1.13	1.13	68	61.7
2-Dec-19	9:47	Fine	CMA3a 1hr_2_002193	2.6838	2.6912	11549.95	11550.95	1.00	1.13	1.13	1.13	68	108.7
2-Dec-19	10:49	Fine	CMA3a 1hr_3_002187	2.6681	2.6746	11550.95	11551.95	1.00	1.13	1.13	1.13	68	95.5
7-Dec-19	8:50	Fine	CMA3a 1hr_1_002111	2.6834	2.6872	11575.95	11576.95	1.00	1.14	1.14	1.14	68	55.7
7-Dec-19	9:52	Fine	CMA3a 1hr_2_002116	2.6922	2.6973	11576.95	11577.95	1.00	1.14	1.14	1.14	68	74.7
7-Dec-19	10:54	Fine	CMA3a 1hr_3_002121	2.6658	2.6700	11577.95	11578.95	1.00	1.14	1.14	1.14	68	61.6
13-Dec-19	9:00	Fine	CMA3a 1hr_1_001264	2.7623	2.7712	11602.95	11603.95	1.00	1.21	1.21	1.21	72	122.9
13-Dec-19	10:19	Fine	CMA3a 1hr_2_002551	2.6654	2.6716	11603.95	11604.95	1.00	1.21	1.21	1.21	72	85.6
13-Dec-19	13:00	Fine	CMA3a 1hr_3_002553	2.6531	2.6573	11604.95	11605.95	1.00	1.21	1.21	1.21	72	58.0
19-Dec-19	9:51	Cloudy	CMA3a 1hr_1_002412	2.7812	2.7881	11629.95	11630.95	1.00	1.20	1.20	1.20	72	95.4
19-Dec-19	13:00	Cloudy	CMA3a 1hr_2_002458	2.7855	2.7906	11630.95	11631.95	1.00	1.20	1.20	1.20	72	70.5
19-Dec-19	16:00	Cloudy	CMA3a 1hr_3_002449	2.7846	2.7923	11631.95	11632.95	1.00	1.20	1.20	1.20	72	106.5
24-Dec-19	9:45	Cloudy	CMA3a 1hr_1_002422	2.8172	2.8214	11656.95	11657.95	1.00	1.20	1.20	1.20	72	58.2
24-Dec-19	10:47	Cloudy	CMA3a 1hr_2_002417	2.7723	2.7758	11657.95	11658.95	1.00	1.20	1.20	1.20	72	48.5
24-Dec-19	13:00	Cloudy	CMA3a 1hr_3_002086	2.6859	2.6908	11658.95	11659.95	1.00	1.20	1.20	1.20	72	67.9



Location: CMA4a - SPCA

Report on 24-hour TSP monitoring

Action Level ($\mu\text{g}/\text{m}^3$) - 171.2
Limit Level ($\mu\text{g}/\text{m}^3$) - 260

Date	Sampling Time	Weather Condition	Filter paper no.	Filter Weight, g		Elapse Time, hr		Sampling Time, hr	Flow Rate, m^3/min			Total Volume, m^3	TSP Level, $\mu\text{g}/\text{m}^3$
				Initial	Final	Initial	Final		Initial, Q_{si}	Final, Q_{sf}	Average		
30-Nov-19	8:00	Fine	CMA4a 24hr 002053	2.7120	2.8076	28463.45	28487.45	24.00	1.21	1.21	1.21	1742	54.9
6-Dec-19	8:00	Fine	CMA4a 24hr 002146	2.6508	2.7495	28490.45	28514.45	24.00	1.21	1.22	1.21	1749	56.4
12-Dec-19	8:00	Fine	CMA4a 24hr 002134	2.6794	2.8713	28517.45	28541.45	24.00	1.29	1.29	1.29	1863	103.0
18-Dec-19	8:00	Cloudy	CMA4a 24hr 002556	2.6669	2.7746	28544.45	28568.45	24.00	1.29	1.29	1.29	1857	58.0
23-Dec-19	8:00	Cloudy	CMA4a 24hr 002446	2.7408	2.8403	25571.45	25595.45	24.00	1.29	1.29	1.29	1859	53.5

Report on 1-hour TSP monitoring

Action Level ($\mu\text{g}/\text{m}^3$) - 312.5
Limit Level ($\mu\text{g}/\text{m}^3$) - 500

Date	Sampling Time	Weather Condition	Filter paper no.	Filter Weight, g		Elapse Time, hr		Sampling Time, hr	Flow Rate, m^3/min			Total Volume, m^3	TSP Level, $\mu\text{g}/\text{m}^3$
				Initial	Final	Initial	Final		Initial, Q_{si}	Final, Q_{sf}	Average		
2-Dec-19	8:30	Fine	CMA4a 1hr 1_002192	2.6975	2.7051	28487.45	28488.45	1.00	1.21	1.21	1.21	73	104.4
2-Dec-19	9:32	Fine	CMA4a 1hr 2_002188	2.6782	2.6846	28488.45	28489.45	1.00	1.21	1.21	1.21	73	87.9
2-Dec-19	10:34	Fine	CMA4a 1hr 3_002180	2.6508	2.6577	28489.45	28490.45	1.00	1.21	1.21	1.21	73	94.8
7-Dec-19	8:55	Fine	CMA4a 1hr 1_002110	2.6782	2.6812	28514.45	28515.45	1.00	1.22	1.22	1.22	73	41.0
7-Dec-19	9:57	Fine	CMA4a 1hr 2_002115	2.6745	2.6847	28515.45	28516.45	1.00	1.22	1.22	1.22	73	139.5
7-Dec-19	11:00	Fine	CMA4a 1hr 3_002120	2.6973	2.7099	28516.45	28517.45	1.00	1.22	1.22	1.22	73	172.3
13-Dec-19	9:16	Fine	CMA4a 1hr 1_001263	2.7980	2.8082	28541.45	28542.45	1.00	1.29	1.29	1.29	78	131.4
13-Dec-19	10:35	Fine	CMA4a 1hr 2_002552	2.6617	2.6677	28542.45	28543.45	1.00	1.29	1.29	1.29	78	77.3
13-Dec-19	13:00	Fine	CMA4a 1hr 3_002554	2.6630	2.6695	28543.45	28544.45	1.00	1.29	1.29	1.29	78	83.7
19-Dec-19	10:04	Cloudy	CMA4a 1hr 1_002413	2.7887	2.7915	28568.45	28569.45	1.00	1.29	1.29	1.29	78	36.1
19-Dec-19	13:00	Cloudy	CMA4a 1hr 2_002457	2.7980	2.8015	28569.45	28570.45	1.00	1.29	1.29	1.29	78	45.1
19-Dec-19	15:45	Cloudy	CMA4a 1hr 3_002450	2.7628	2.7685	28570.45	28571.45	1.00	1.29	1.29	1.29	78	73.5
24-Dec-19	9:55	Cloudy	CMA4a 1hr 1_002421	2.7864	2.7896	25595.45	25596.45	1.00	1.29	1.29	1.29	77	41.3
24-Dec-19	10:57	Cloudy	CMA4a 1hr 2_002416	2.7876	2.7901	25596.45	25597.45	1.00	1.29	1.29	1.29	77	32.3
24-Dec-19	13:00	Cloudy	CMA4a 1hr 3_002087	2.6970	2.7005	25597.45	25598.45	1.00	1.29	1.29	1.29	77	45.2



Location: CMA5b - Pedestrian Plaza

Report on 24-hour TSP monitoring

Action Level ($\mu\text{g}/\text{m}^3$) - 181
 Limit Level ($\mu\text{g}/\text{m}^3$) - 260

Date	Sampling Time	Weather Condition	Filter paper no.	Filter Weight, g		Elapse Time, hr		Sampling Time, hr	Flow Rate, m^3/min			Total Volume, m^3	TSP Level, $\mu\text{g}/\text{m}^3$
				Initial	Final	Initial	Final		Initial, Q_{si}	Final, Q_{sf}	Average		
30-Nov-19	8:00	Fine	CMA5b 24hr 002052	2.6945	2.7912	13047.22	13071.22	24.00	1.35	1.36	1.35	1951	49.6
6-Dec-19	8:00	Fine	CMA5b 24hr 002143	2.6796	2.8238	13074.22	13098.22	24.00	1.36	1.36	1.36	1956	73.7
12-Dec-19	8:00	Fine	CMA5b 24hr 002133	2.6876	2.8228	13101.22	13125.22	24.00	1.16	1.16	1.16	1675	80.7
19-Dec-19	17:15	Cloudy	CMA5b 24hr 002447	2.7783	2.8760	13155.22	13179.22	24.00	1.26	1.26	1.26	1809	54.0
23-Dec-19	8:00	Cloudy	CMA5b 24hr 002405	2.7876	2.9002	13179.22	13203.22	24.00	1.16	1.16	1.16	1670	67.4

Remarks: Due to interruption of electricity, the 24hr TSP was rescheduled from 18 Dec 2019 to 19 Dec 2019.

Report on 1-hour TSP monitoring

Action Level ($\mu\text{g}/\text{m}^3$) - 332
 Limit Level ($\mu\text{g}/\text{m}^3$) - 500

Date	Sampling Time	Weather Condition	Filter paper no.	Filter Weight, g		Elapse Time, hr		Sampling Time, hr	Flow Rate, m^3/min			Total Volume, m^3	TSP Level, $\mu\text{g}/\text{m}^3$
				Initial	Final	Initial	Final		Initial, Q_{si}	Final, Q_{sf}	Average		
2-Dec-19	8:45	Fine	CMA5b 1hr 1 002066	2.7052	2.7114	13071.22	13072.22	1.00	1.36	1.36	1.36	81	76.1
2-Dec-19	9:47	Fine	CMA5b 1hr 2 002194	2.6829	2.6879	13072.22	13073.22	1.00	1.36	1.36	1.36	81	61.4
2-Dec-19	10:49	Fine	CMA5b 1hr 3 002189	2.6603	2.6664	13073.22	13074.22	1.00	1.36	1.36	1.36	81	74.9
7-Dec-19	8:45	Fine	CMA5b 1hr 1 002109	2.7027	2.7102	13098.22	13099.22	1.00	1.36	1.36	1.36	82	91.8
7-Dec-19	9:47	Fine	CMA5b 1hr 2 002114	2.6860	2.6948	13099.22	13100.22	1.00	1.36	1.36	1.36	82	107.7
7-Dec-19	10:49	Fine	CMA5b 1hr 3 002119	2.6844	2.6899	13100.22	13101.22	1.00	1.36	1.36	1.36	82	67.3
13-Dec-19	13:05	Fine	CMA5b 1hr 1 002312	2.6714	2.6840	13125.22	13126.22	1.00	1.16	1.16	1.16	70	180.5
13-Dec-19	14:07	Fine	CMA5b 1hr 2 002306	2.6950	2.7019	13126.22	13127.22	1.00	1.16	1.16	1.16	70	98.9
13-Dec-19	15:10	Fine	CMA5b 1hr 3 002307	2.6769	2.6874	13127.22	13128.22	1.00	1.16	1.16	1.16	70	150.4
19-Dec-19	10:25	Cloudy	CMA5b 1hr 1 002414	2.7876	2.7956	13152.22	13153.22	1.00	1.26	1.26	1.26	75	106.1
19-Dec-19	13:00	Cloudy	CMA5b 1hr 2 002456	2.7834	2.7892	13153.22	13154.22	1.00	1.26	1.26	1.26	75	76.9
19-Dec-19	15:35	Cloudy	CMA5b 1hr 3 002451	2.7769	2.7850	13154.22	13155.22	1.00	1.26	1.26	1.26	75	107.5
24-Dec-19	9:31	Cloudy	CMA5b 1hr 1 002423	2.8132	2.8193	13203.22	13204.22	1.00	1.16	1.16	1.16	70	87.7
24-Dec-19	10:32	Cloudy	CMA5b 1hr 2 002418	2.8043	2.8090	13204.22	13205.22	1.00	1.16	1.16	1.16	70	67.5
24-Dec-19	13:00	Cloudy	CMA5b 1hr 3 002083	2.7015	2.7080	13205.22	13206.22	1.00	1.16	1.16	1.16	70	93.4



Location: MA1e - International Finance Centre (Eastern Wing)

Report on 24-hour TSP monitoring

Action Level ($\mu\text{g}/\text{m}^3$) - 173.4
Limit Level ($\mu\text{g}/\text{m}^3$) - 260

Date	Sampling Time	Weather Condition	Filter paper no.	Filter Weight, g		Elapse Time, hr		Sampling Time, hr	Flow Rate, m^3/min			Total Volume, m^3	TSP Level, $\mu\text{g}/\text{m}^3$
				Initial	Final	Initial	Final		Initial, Q_{si}	Final, Q_{sf}	Average		
30-Nov-19	8:00	Fine	MA1e 24hr 001749	2.6893	2.7388	25332.10	25356.10	24.00	1.27	1.27	1.27	1833	27.0
6-Dec-19	8:00	Fine	MA1e 24hr 002147	2.6484	2.7872	25359.10	25383.10	24.00	1.27	1.28	1.28	1837	75.6
12-Dec-19	8:00	Fine	MA1e 24hr 002131	2.6989	2.8690	25386.10	25410.10	24.00	1.24	1.24	1.24	1782	95.5
18-Dec-19	8:00	Cloudy	MA1e 24hr 002313	2.6808	2.8057	25413.10	25437.10	24.00	1.30	1.31	1.31	1881	66.4
23-Dec-19	8:00	Cloudy	MA1e 24hr 001260	2.8015	2.9026	25440.10	25464.10	24.00	1.23	1.23	1.23	1778	56.9

Report on 1-hour TSP monitoring

Action Level ($\mu\text{g}/\text{m}^3$) - 325.1
Limit Level ($\mu\text{g}/\text{m}^3$) - 500

Date	Sampling Time	Weather Condition	Filter paper no.	Filter Weight, g		Elapse Time, hr		Sampling Time, hr	Flow Rate, m^3/min			Total Volume, m^3	TSP Level, $\mu\text{g}/\text{m}^3$
				Initial	Final	Initial	Final		Initial, Q_{si}	Final, Q_{sf}	Average		
2-Dec-19	8:20	Fine	MA1e 1hr 1 002051	2.7844	2.7921	25356.10	25357.10	1.00	1.27	1.27	1.27	76	100.7
2-Dec-19	9:21	Fine	MA1e 1hr 2 002049	2.6688	2.6763	25357.10	25358.10	1.00	1.27	1.27	1.27	76	98.1
2-Dec-19	10:23	Fine	MA1e 1hr 3 002047	2.6925	2.6987	25358.10	25359.10	1.00	1.27	1.27	1.27	76	81.1
7-Dec-19	8:35	Fine	MA1e 1hr 1 002077	2.7109	2.7166	25383.10	25384.10	1.00	1.28	1.28	1.28	77	74.4
7-Dec-19	9:37	Fine	MA1e 1hr 2 002113	2.7060	2.7099	25384.10	25385.10	1.00	1.28	1.28	1.28	77	50.9
7-Dec-19	10:39	Fine	MA1e 1hr 3 002117	2.6813	2.6841	25385.10	25386.10	1.00	1.28	1.28	1.28	77	36.5
13-Dec-19	8:45	Fine	MA1e 1hr 1 002320	2.7017	2.7108	25410.10	25411.10	1.00	1.24	1.24	1.24	74	122.5
13-Dec-19	9:50	Fine	MA1e 1hr 2 002318	2.6930	2.6991	25411.10	25412.10	1.00	1.24	1.24	1.24	74	82.1
13-Dec-19	10:52	Fine	MA1e 1hr 3 002316	2.6806	2.6875	25412.10	25413.10	1.00	1.24	1.24	1.24	74	92.9
19-Dec-19	9:06	Cloudy	MA1e 1hr 1 002079	2.7049	2.7166	25437.10	25438.10	1.00	1.31	1.31	1.31	78	149.0
19-Dec-19	13:45	Cloudy	MA1e 1hr 2 002452	2.7922	2.7971	25438.10	25439.10	1.00	1.31	1.31	1.31	78	62.4
19-Dec-19	14:50	Cloudy	MA1e 1hr 3 002455	2.8008	2.8089	25439.10	25440.10	1.00	1.31	1.31	1.31	78	103.2
24-Dec-19	9:10	Cloudy	MA1e 1hr 1 002081	2.7217	2.7269	25464.10	25465.10	1.00	1.23	1.23	1.23	74	70.2
24-Dec-19	10:12	Cloudy	MA1e 1hr 2 002420	2.8079	2.8113	25465.10	25466.10	1.00	1.23	1.23	1.23	74	45.9
24-Dec-19	13:00	Cloudy	MA1e 1hr 3 002411	2.7978	2.8023	25466.10	25467.10	1.00	1.23	1.23	1.23	74	60.7



Location: MA1w - International Finance Centre (Western Wing)

Report on 24-hour TSP monitoring

Action Level ($\mu\text{g}/\text{m}^3$) - 173.4
Limit Level ($\mu\text{g}/\text{m}^3$) - 260

Date	Sampling Time	Weather Condition	Filter paper no.	Filter Weight, g		Elapse Time, hr		Sampling Time, hr	Flow Rate, m^3/min			Total Volume, m^3	TSP Level, $\mu\text{g}/\text{m}^3$
				Initial	Final	Initial	Final		Initial, Q_{si}	Final, Q_{sf}	Average		
30-Nov-19	8:00	Fine	MA1w_24hr_001750	2.6758	2.8138	25050.41	25074.41	24.00	1.06	1.41	1.24	1779	77.6
6-Dec-19	8:00	Fine	MA1w_24hr_002148	2.6528	2.9042	25077.41	25101.41	24.00	1.04	1.48	1.26	1816	138.4
12-Dec-19	8:00	Fine	MA1w_24hr_002132	2.6718	2.8660	25104.41	25128.41	24.00	0.73	1.11	0.92	1321	147.0
18-Dec-19	8:00	Cloudy	MA1w_24hr_002314	2.6864	2.7933	25131.41	25155.41	24.00	0.74	1.11	0.92	1327	80.6
23-Dec-19	8:00	Cloudy	MA1w_24hr_001262	2.7801	2.8804	25158.41	25182.41	24.00	0.75	1.10	0.93	1335	75.1

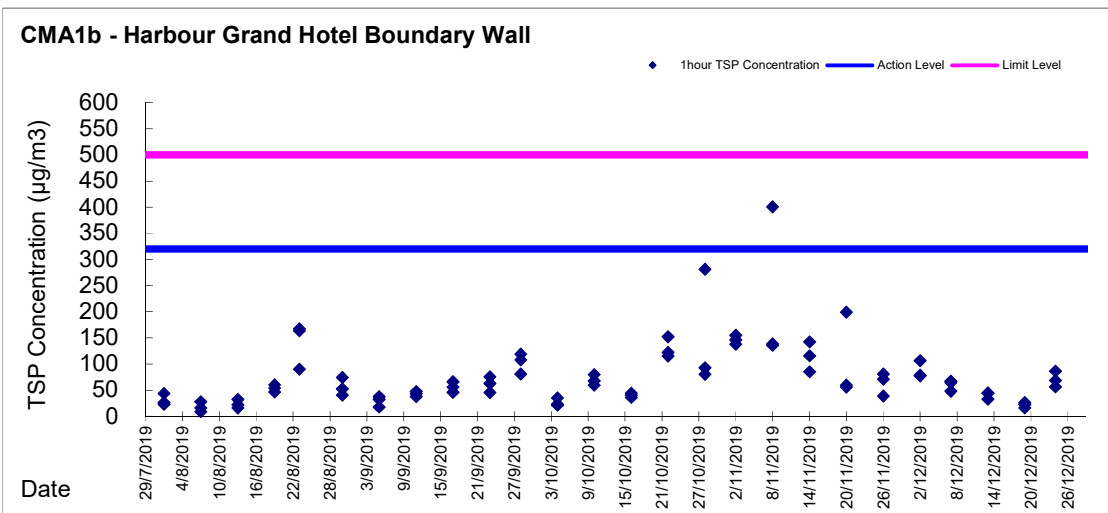
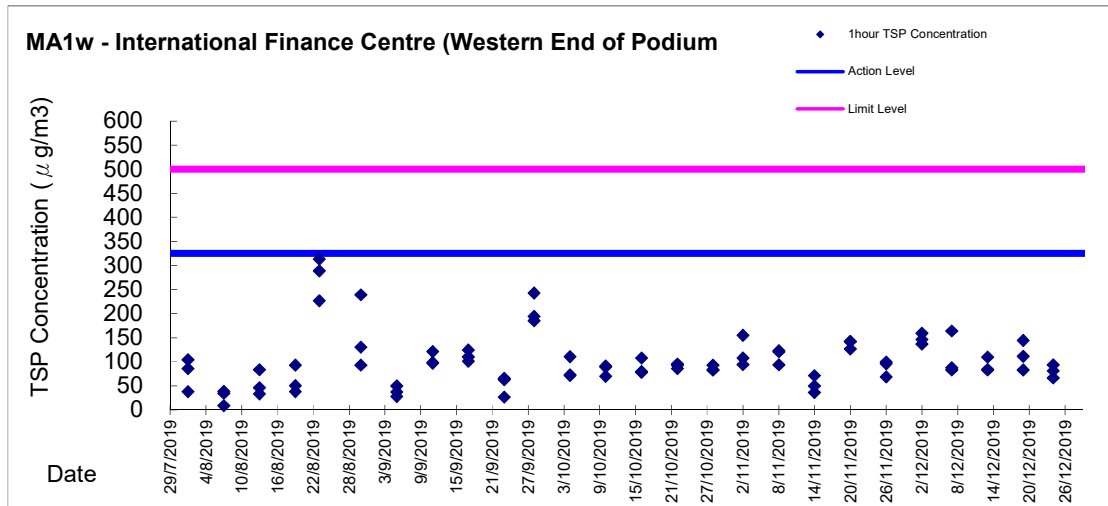
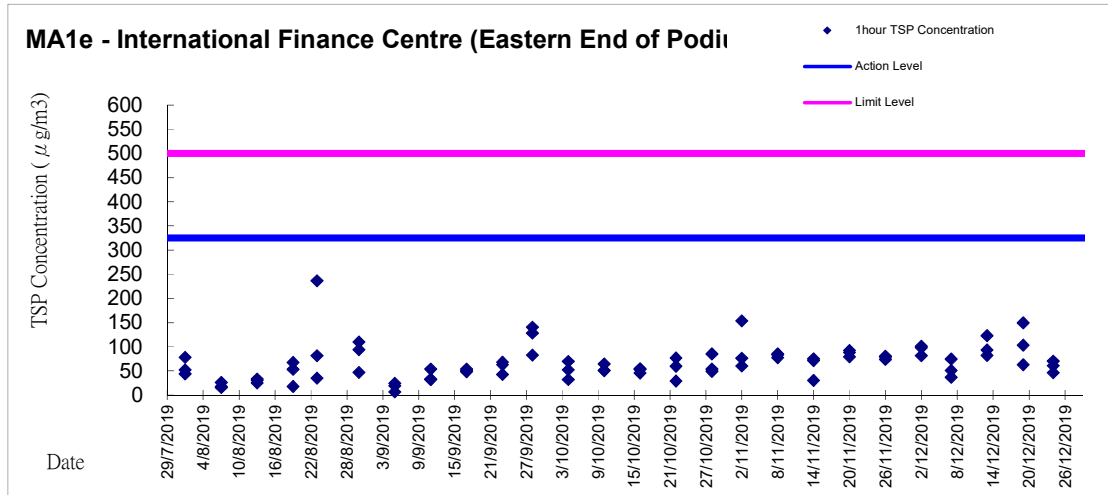
Report on 1-hour TSP monitoring

Action Level ($\mu\text{g}/\text{m}^3$) - 325.1
Limit Level ($\mu\text{g}/\text{m}^3$) - 500

Date	Sampling Time	Weather Condition	Filter paper no.	Filter Weight, g		Elapse Time, hr		Sampling Time, hr	Flow Rate, m^3/min			Total Volume, m^3	TSP Level, $\mu\text{g}/\text{m}^3$
				Initial	Final	Initial	Final		Initial, Q_{si}	Final, Q_{sf}	Average		
2-Dec-19	8:25	Fine	MA1w_1hr_1_002050	2.6978	2.7113	25074.41	25075.41	1.00	1.41	1.41	1.41	85	159.3
2-Dec-19	9:27	Fine	MA1w_1hr_2_002048	2.6795	2.6919	25075.41	25076.41	1.00	1.41	1.41	1.41	85	146.3
2-Dec-19	10:29	Fine	MA1w_1hr_3_002046	2.7051	2.7167	25076.41	25077.41	1.00	1.41	1.41	1.41	85	136.9
7-Dec-19	8:42	Fine	MA1w_1hr_1_002078	2.7178	2.7324	25101.41	25102.41	1.00	1.48	1.48	1.48	89	164.0
7-Dec-19	9:44	Fine	MA1w_1hr_2_002112	2.6709	2.6783	25102.41	25103.41	1.00	1.48	1.48	1.48	89	83.1
7-Dec-19	10:46	Fine	MA1w_1hr_3_002118	2.7006	2.7084	25103.41	25104.41	1.00	1.48	1.48	1.48	89	87.6
13-Dec-19	8:56	Fine	MA1w_1hr_1_002319	2.6839	2.6912	25128.41	25129.41	1.00	1.11	1.11	1.11	66	109.9
13-Dec-19	9:58	Fine	MA1w_1hr_2_002317	2.6744	2.6799	25129.41	25130.41	1.00	1.11	1.11	1.11	66	82.8
13-Dec-19	11:00	Fine	MA1w_1hr_3_002315	2.6907	2.6963	25130.41	25131.41	1.00	1.11	1.11	1.11	66	84.3
19-Dec-19	9:11	Cloudy	MA1w_1hr_1_002080	2.7131	2.7227	25155.41	25156.41	1.00	1.11	1.11	1.11	66	144.7
19-Dec-19	13:55	Cloudy	MA1w_1hr_2_002453	2.8244	2.8299	25156.41	25157.41	1.00	1.11	1.11	1.11	66	82.9
19-Dec-19	15:00	Cloudy	MA1w_1hr_3_002454	2.7800	2.7874	25157.41	25158.41	1.00	1.11	1.11	1.11	66	111.5
24-Dec-19	9:15	Cloudy	MA1w_1hr_1_002082	2.7113	2.7175	25182.41	25183.41	1.00	1.10	1.10	1.10	66	93.6
24-Dec-19	10:17	Cloudy	MA1w_1hr_2_002419	2.7888	2.7932	25183.41	25184.41	1.00	1.10	1.10	1.10	66	66.4
24-Dec-19	13:00	Cloudy	MA1w_1hr_3_002415	2.7695	2.7749	25184.41	25185.41	1.00	1.10	1.10	1.10	66	81.5

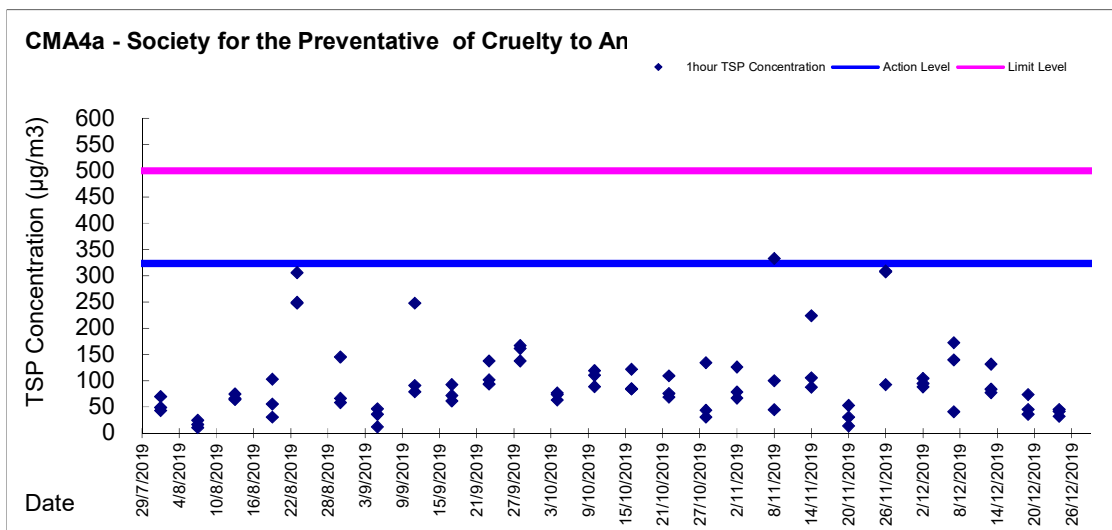
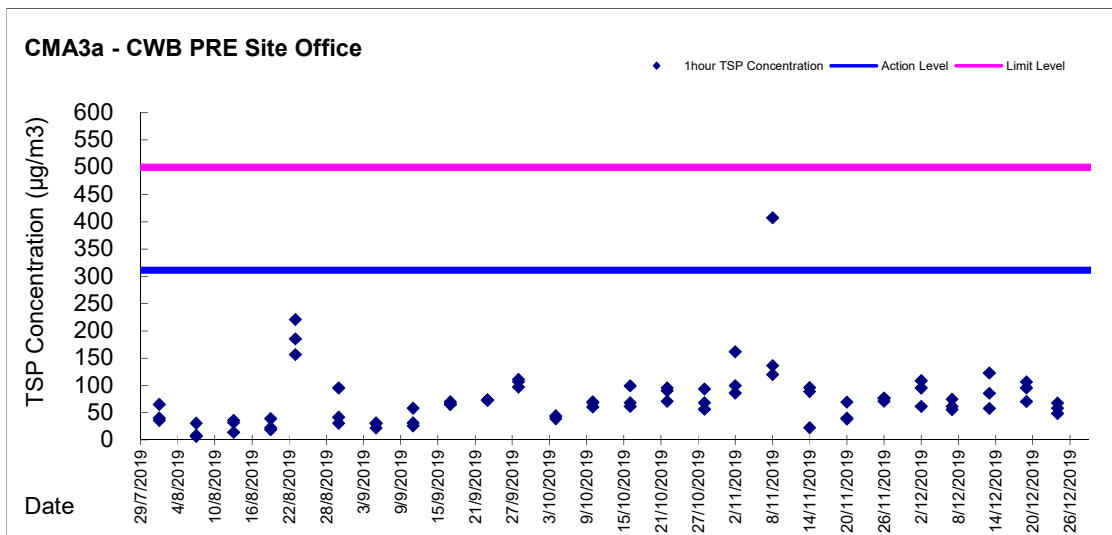
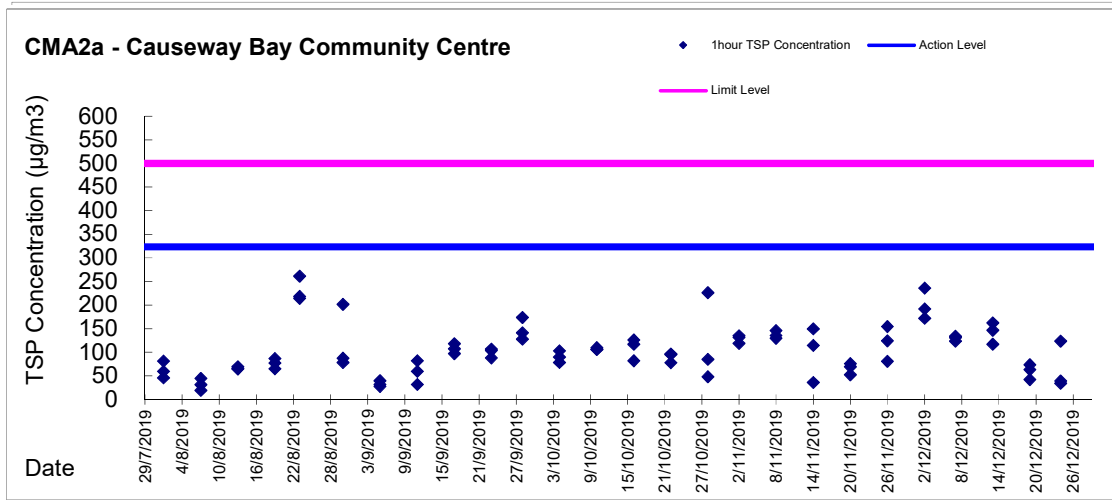


Graphic Presentation of 1 hour TSP Result



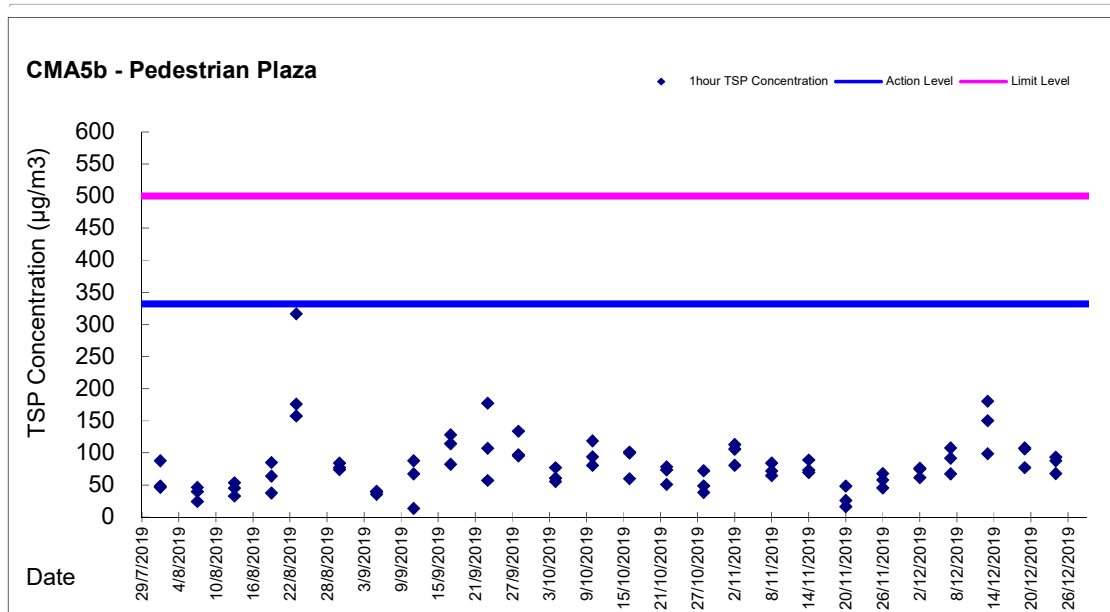


Graphic Presentation of 1 hour TSP Result

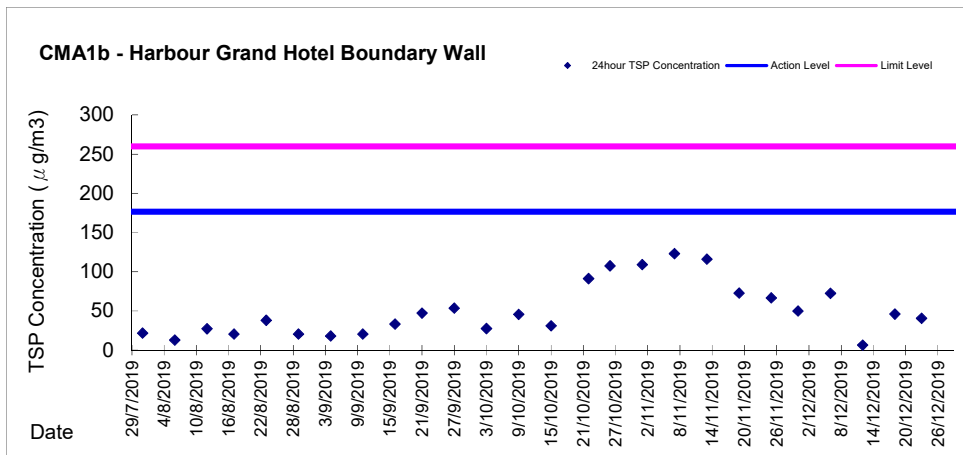
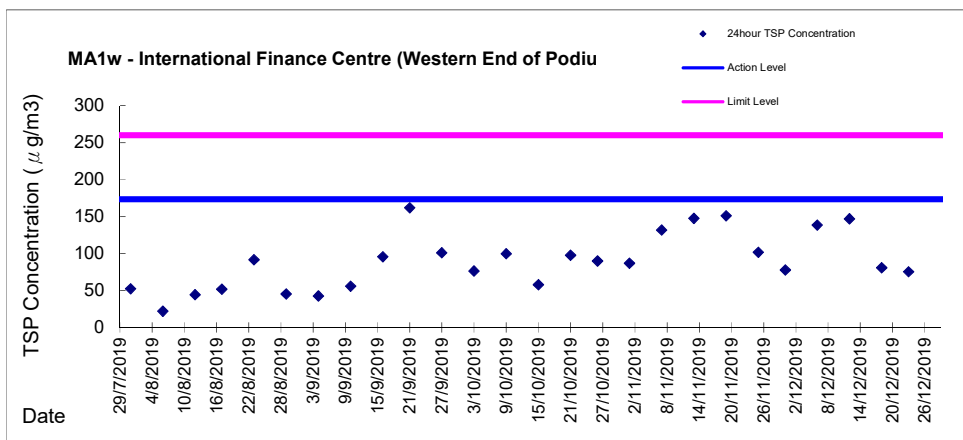
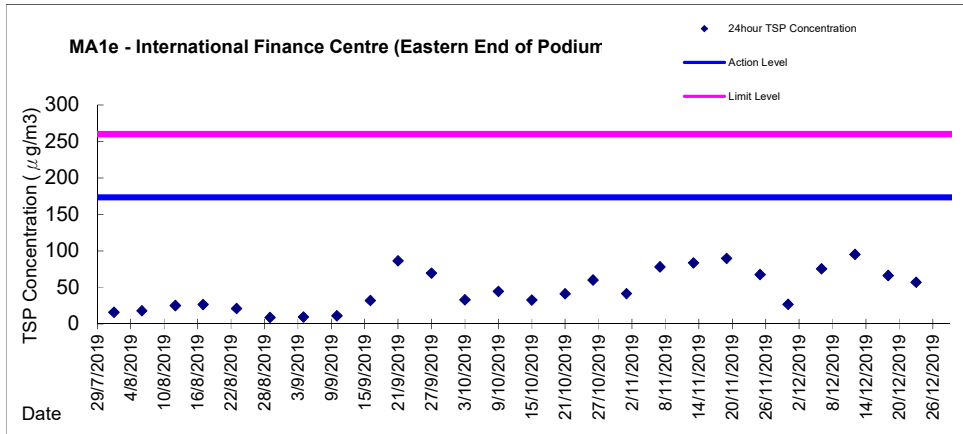




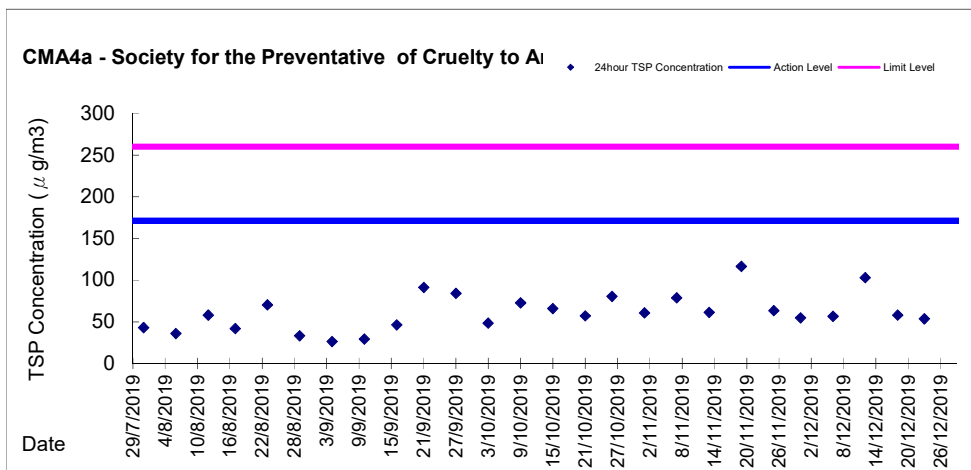
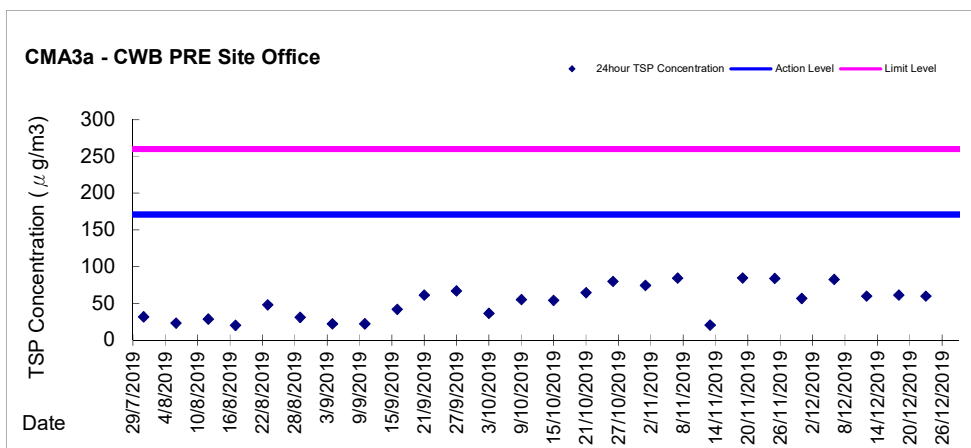
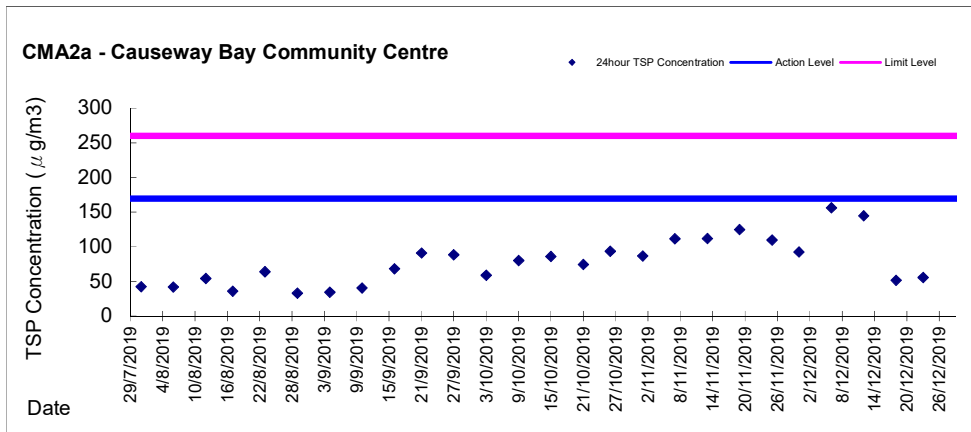
Graphic Presentation of 1 hour TSP Result



Graphic Presentation of 24 hour TSP Result



Graphic Presentation of 24 hour TSP Result





Graphic Presentation of 24 hour TSP Result

